HONREY CABLE

AERIAL BUNDLED CABLE

ABC CABLE

HENAN HONREY CABLE CO., LTD.

COMPANY PROFILE

Honrey Cables, specialized in manufacturing and supplying extensive range of electrical cables for application in power transmission, power distribution, rail, petrochemical, mining, ports, airports, wholesale, construction and domestic building environments. We take pride in our ability to identify and satisfy customer needs through the development of innovative products coupled with unique, cost effective cabling solutions. This and our extensive project experience make us the supplier of choice for cable and special cable projects.

We can design and manufacture wires & cables according to the standards IEC, BS, DIN, ASTM, ICEA, JIS, NFC, AS/NZS, CSA, SANS etc.

Our products have been widely supplied to power utilities, electrical materials distributors and dealers, construction and engineering firms, electrical contractors or industrial companies all over the world, as well as Africa, Middle East, South-east Asia, South America, Central America, North America, Europe, Australia and so on.

We focus on customer's needs, and try our best to offer the best professional services, strive to meet the customers' needs. We pursue the aim of "quality, reputation and service first" and adhere to the trade principals of "equality and mutual benefits".

SABS

Permit to Apply Certification Mark

HENAN HONREY CABLE CO. LTD
HENAN, PROVINCE, PR OF CHINA

to apply the certification mark

SABS APPROVED

in respect of the mark specification

SANS 1418-1:2009
TO: AERIAL BUNDLED CONDUCTOR SYSTEMS
PART 1: CORES

Permit Number 10690/16835
Effective Date 15 October 2018
Expiry Date 23 May 2020
Date of Original Registration 24 May 2017
Chief Executive Officer

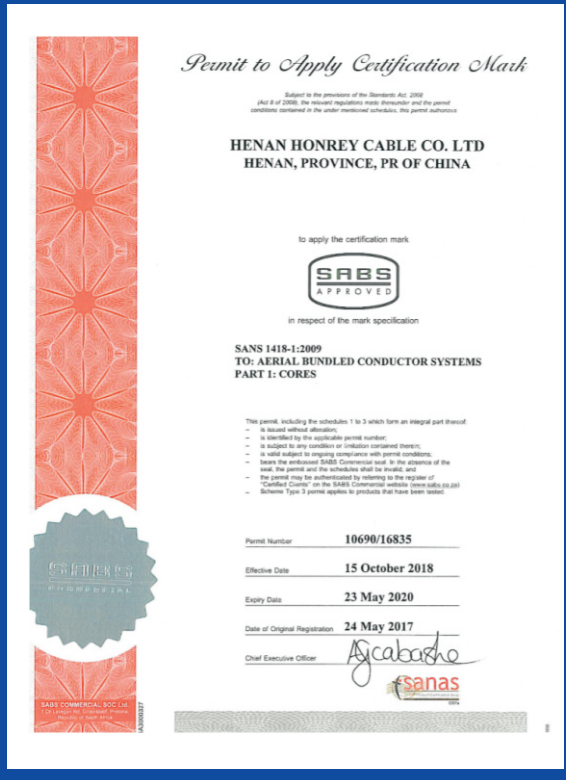
Permit to Apply Certification Mark

HENAN HONREY CABLE CO. LTD
HENAN, PROVINCE, PR OF CHINA

to apply the certification mark

SABS APPROVED

in respect of the mark specification

SANS 1418-1:2009
TO: AERIAL BUNDLED CONDUCTOR SYSTEMS
PART 1: CORES

Permit Number 10690/16835
Effective Date 15 October 2018
Expiry Date 23 May 2020
Date of Original Registration 24 May 2017
Chief Executive Officer

We will insist in specialized development strategy to look for the truth and be practical, and innovation. With the service objective that "our service is just as well as our quality", our company will insist in top-grade management, production of first-class products, offering tip top service and establishing firstclass enterprise.

PRODUCTS SCOPE

· Overhead Aluminum Bare Conductor (AAC, AAAC, ACSR, ACAR, AACSR, ACSR/AW).
· Galvanized Steel Wire/Strand(GSW), Aluminum Clad Steel Wire/Strand(ACS).
· Aerial Bundled Cable 1kV-35kV(ABC overhead Cable, duplex, triplex, quadruplex service drop wire).
· PVC Insulated (Flexible) Wire and PVC Insulated and Sheathed (Armoured) Power Cable.
· Low, Medium, High Voltage (1kV-220kV) XLPE Insulated (Armoured) Power Cable.
· Rubber Cable, Welding Cable, Concentric Cable, Control Cable/Instrumental Cable.
· OPGW Cable, Fiber Optic Cable, Network Cable.

检 测 报 告
Test Report
Name of sample 1kV flame retardant power cable
Type of sample ZR-YJV22
Consigner HENAN HONREY CABLE CO., LTD
Kind of test Type Test
国家电线电缆质量监督检验中心
CHINA NATIONAL CENTRE FOR QUALITY SUPERVISION AND TEST OF ELECTRIC WIRE AND CABLE

检 测 报 告
Test Report
Name of sample 1kV XLPE Insulated Overhead Power Cable
Type JKLGYJ ACSR Conductor XLPE Insulated Overhead Cable
Client HENAN HONREY CABLE CO., LTD
Kind of Test Type Test
国家电线电缆质量监督检验中心
CHINA NATIONAL CENTRE FOR QUALITY SUPERVISION AND TEST OF ELECTRIC WIRE AND CABLE

检 验 报 告
Test Report
Name of product: Aluminum conductors, steel reinforced
Type and size: ACSR/GA2 Bobolink
Client: 河南泓伏电缆有限公司 Henan Honrey Cable Co., Ltd
Kind of test: 型式试验 Type test
上海电缆研究所电工材料及特种线缆质检中心
QUALITY SUPERVISION AND TEST CENTER FOR ELECTRICAL MATERIALS AND SPECIAL WIRE AND CABLE OF SHANGHAI ELECTRIC CABLE RESEARCH INSTITUTE


SGS
TEST REPORT
No. : GZIN1705910661BR
Date : Jun 05, 2017
Page: 1 of 15
CUSTOMER NAME: HENAN HONREY CABLE CO., LTD
ADDRESS: NO.80, QIANJIN ROAD, ZHONGYUAN DISTRICT, ZHENGZHENG CITY, CHINA
Sample Name 0.6/1kV ABC CABLE PRE-ENSAMBLADO
Specification 3 x 25+50
Material ALUMINUM WIRE, ALUMINUM ALLOY WIRE, XLPE
Above information and sample(s) was/were submitted and confirmed by the client. SGS, however, assumes no responsibility to verify the accuracy, adequacy and completeness of the sample information provided by client.
SGS Ref. No. GZIN1705910VDPS
Date of Receipt May 09, 2017
Testing Start Date May 09, 2017
Testing End Date May 31, 2017
Test result(s) For further details, please refer to the following page(s)
(Unless otherwise stated the results shown in this test report refer only to the sample(s) tested)
Signed for
SGS-CSTC Standards Technical Services Co., Ltd. GZ Branch Testing Center
May Huo
Authorized signatory

SGS
INSPECTION REPORT
Inspection Order No.: IN-TJ-1601-13412
BOSS No.: 13412
Age No.: 13412
Date of Issue: 2016-10-27
Description and Quantity of Commodity(As per Proforma Invoice):
Name & Address Of Buyer: Lucent Acelflg Inc
Name & Address Of Seller: Henan Honrey Cable Co., Ltd. No.80, Qianjin Road, Zhongyuan District, Zhengzhou City, HENAN, CHINA
Inspection Date & Place: Oct.24-25, 2016 in Zhengzhou City, Henan Province, China
Proforma Invoice No.: HRN161014 Date:Aug 14th,2016
Nature Of Inspection: Item: Packing and marking check, Visual quality check, Witness Cable Structure test at mill. Comment: Subject to client's evaluation, Acceptable, Subject to client's evaluation
Inspector: Kevin Cui
Reviewed by: Grace Chen
This is to report that we, SGS-CSTC (Tianjin) Co., Ltd. at the request of HenanHonreyCable Co., Ltd conducted the following inspection:
Instrument checked
Inspection Finding:

检 测 报 告
Test Report
Name of sample 1kV XLPE Insulated Overhead Power Cable
Type JKLGYJ ACSR Conductor XLPE Insulated Overhead Cable
Client HENAN HONREY CABLE CO., LTD
Kind of Test Type Test
国家电线电缆质量监督检验中心
CHINA NATIONAL CENTRE FOR QUALITY SUPERVISION AND TEST OF ELECTRIC WIRE AND CABLE

FACTORY SIGHT









合格品区A4

CONTENTS

Covered Line Wire-Aluminium Conductor 2

Duplex Service Drop Wire-Aluminum Conductor 3

Triplex Service Drop Wire-Aluminum Conductor 4

Quadruplex Service Drop Wire-Aluminum Conductor 6

Aerial Bundled Conductor(LV-ABC) Power Cable 7

ABC CABLE CAAI 9

Covered Line Wire-Aluminium Conductor

Application

Aluminum Covered Line Wire is designed for use on overhead secondary distribution lines. Covered Line Wire is not an electrically insulated conductor and is treated as a bare conductor when installed. The insulation provides protection against circuit interruption due to weather.
Approved for use on insulators for overhead circuits.

Construction

Conductors: Covered Line Wire has a concentric strand conductor with 1350-H19 aluminum, 6201 – T81 Aluminum Alloy or ACSR.

Insulation: Covered Line Wire has a black insulation with polyethylene, high density polyethylene HDPE or cross-linked polyethylene XLPE.

Standards

ASTM: B-230 Aluminum Wire, 1350-H19 for Electrical Purposes.
B-231 Aluminum Conductors, Concentric-Lay-Stranded.
B-232 Aluminum Conductors, Concentric-Lay-Stranded, Coated Steel Reinforced (ACSR).
B-399 Concentric-Lay-Stranded 6201-T81 Aluminum Alloy Conductors.
ICEA S-61-402, ICEA S-66-524 & ICEA S-70-547.

PARTIAL TECHNICAL SPECIFICATION

ICEA S-70-547

Code Name	Size	No.of Wires	Insulation Thickness	Nominal Diameter		Rated Strength	Nominal Weight				Ampacity
				Bare	OD		Aluminum	Total			
								LDPE	HDPE	XLPE	
	AWG or Kcmil		mm	mm	mm	kg	kg/km	kg/km	kg/km	kg/km	A
AAC											
Plum	6	7	0.762	4.674	6.198	255	36.61	50.66	51.27	51.27	100
Apricot	4	7	0.762	5.715	7.239	400	58.19	75.57	76.33	76.33	135
Peach	2	7	1.143	7.417	9.703	612	92.56	126.09	127.55	127.55	180
Nectarine	1	7	1.143	8.433	11.481	789	116.67	167.31	169.52	169.52	210
Quince	1/0	7	1.524	9.347	12.395	903	147.48	203.70	206.14	206.14	240
Haw	1/0	19	1.524	9.474	12.522	980	147.48	204.49	206.96	206.96	240
Orange	2/0	7	1.524	11.786	14.834	1139	186.02	257.90	261.02	261.02	280
Lronwood	2/0	19	1.524	10.643	13.691	1211	186.02	250.41	253.21	253.21	280
Fig	3/0	7	1.524	13.259	16.307	1377	233.64	315.53	319.08	319.08	320
Lemon	3/0	19	1.524	11.938	14.986	1501	233.64	306.53	309.70	309.70	320
Olive	4/0	7	1.524	13.259	16.307	1728	296.14	378.04	381.58	381.58	370
AAAC											
Maple	6	7	0.762	5.029	6.553	503	42.41	59.53	61.01	61.01	78
Hornbeam	4	7	0.762	6.350	7.874	798	67.56	89.29	90.78	92.12	145
Linden	2	7	1.143	8.026	10.312	1270	107.44	147.33	147.33	148.82	190
Oilnut	1/0	7	1.524	8.839	11.887	2023	170.99	238.11	247.03	247.03	250
Waterash	2/0	7	1.524	11.354	14.402	2445	215.63	291.68	302.01	302.01	290
Shellbark	3/0	7	1.524	12.751	15.799	3080	271.59	358.65	370.55	370.55	335
Planetree	4/0	7	1.524	14.300	17.348	3883	342.57	443.47	456.86	456.86	385
ACSR											
Walnut	6	6/1	0.762	5.029	6.553	540	36.46	69.94	71.43	71.43	105
Butternut	4	6/1	0.762	6.350	7.874	844	58.04	107.15	107.15	108.64	135
Hickory	4	7/1	0.762	6.528	8.052	1070	58.04	120.54	122.03	123.52	135
Pignut	2	6/1	1.143	8.026	10.312	1293	92.27	175.60	177.09	178.58	180
Beech	2	7/1	1.143	8.357	10.643	1651	92.27	199.41	199.41	202.39	180
Chestnut	1	6/1	1.143	13.970	11.303	1610	116.37	217.27	218.76	220.25	210
Almond	1/0	6/1	1.524	10.109	13.157	1987	146.73	282.75	284.24	287.21	235

Duplex Service Drop Wire-Aluminum Conductor

Application

Primarily used for overhead service applications such as street lighting, outdoor lighting, and temporary service for construction. To be used at voltage of 600 volts phase-to-phase or less and at conductor temperatures not to exceed 75°C for polyethylene insulated conductors or 90°C for crosslinked polyethylene(XLPE) insulated conductors.

Construction

The phase conductors are concentrically stranded compressed 1350-H19 aluminum and insulated polyethylene or crosslinked polyethylene(XLPE).

The neutral messengers are concentrically stranded AAC, ACSR, or 6201 aluminum alloy.

Standards

ASTM: B-230 Aluminum Wire, 1350-H19 for Electrical Purposes.
B-231 Aluminum Conductors, Concentric-Lay-Stranded.
B-232 Aluminum Conductors, Concentric-Lay-Stranded, Coated Steel Reinforced (ACSR).
B-399 Concentric-Lay-Stranded 6201-T81 Aluminum Alloy Conductors.

ICEA S-76-474: Neutral-supported Power Cable.

Code Name	AWG or kcmil	Bare Neutral Messenger			Phase Conductor			Weight kg/km	Allowable Ampacities(A)	
		AAC		Rated Strength lbs.	AAC		Insul.Thick. mm		XLPE	PE
		No.	Dia. mm		No.	Dia. mm				
Pekingese	1*6AWG+1*6AWG	7	1.56	563	1	4.11	1.14	92	85	70
Collie	1*6AWG+1*6AWG	7	1.56	563	7	1.56	1.14	94	85	70
Dachshund	1*4AWG+1*4AWG	7	1.96	881	1	5.19	1.14	139	115	90
Spaniel	1*4AWG+1*4AWG	7	1.96	881	7	1.96	1.14	141	115	90
Doberman	1*2AWG+1*2AWG	7	2.47	1350	7	2.47	1.14	216	150	120
Malemute	1*1/0AWG+1*1/0AWG	7	3.12	1990	19	1.89	1.52	347	205	160

Code Name	AWG or kcmil	Bare Neutral Messenger					Phase Conductor			Weight kg/km	Allowable Ampacities(A)	
		ACSR				Rated Strength lbs.	AAC		Insul.Thick. mm		XLPE	PE
		No.	Dia. mm	No.	Dia. mm		No.	Dia. mm				
Setter	1*6AWG+1*6AWG	1	1.68	6	1.68	1190	1	4.11	1.14	111	85	70
Shepherd	1*6AWG+1”6AWG	1	1.68	6	1.68	1190	7	1.56	1.14	113	85	70
Eskimo	1*4AWG+1”4AWG	1	2.12	6	2.12	1860	1	5.19	1.14	171	115	90
Terrier	1*4AWG+1*4AWG	1	2.12	6	2.12	1860	7	1.96	1.14	173	115	90
Chow	1*2AWG+1*2AWG	1	2.67	6	2.67	2850	7	2.47	1.14	266	150	120
Bull	1*1/0AWG+1*1/0AWG	1	3.37	6	3.37	4380	19	1.89	1.52	427	205	160

Code Name	AWG or kcmil	Bare Neutral Messenger			Phase Conductor			Weight kg/km	Allowable Ampacities(A)	
		ALLOY		Rated Strength lbs.	AAC		Insul.Thick. mm		XLPE	PE
		No.	Dia. mm		No.	Dia. mm				
Chihuahua	1*6AWG+ 1*30.58	7	1.68	1110	1	4.11	1.14	98	85	70
Vizsla	1*6AWG+1* 30.58	7	1.68	1110	7	1.56	1.14	100	85	70
Harrier	1*4AWG+1*48.69	7	2.12	1760	1	5.19	1.14	149	115	90
Whippet	1*4AWG+1*48.69	7	2.12	1760	7	1.96	1.14	151	115	90
Schnauzer	1*2AWG+1*77.47	7	2.67	2800	7	2.47	1.14	231	150	120
Heeler	1”1/0AWG+1*123.3	7	3.37	4460	19	1.89	1.52	372	205	160

Triplex Service Drop Wire-Aluminum Conductor



Application

The triplex cables are suitable for use as drop cable from a pole-mounted transformer, to the service entrance of a structure, or as secondary distribution between poles. The cables should be limited to the voltage of 600 volts phase-to-phase or less and at conductor temperatures not to exceed 75°C for polyethylene insulated conductors or 90°C for crosslinked polyethylene(XLPE) insulated conductors.

Construction

The phase conductors are concentrically stranded compressed 1350-H19 aluminum and insulated polyethylene or crosslinked polyethylene(XLPE).

The neutral messengers are concentrically stranded AAC, ACSR, or 6201 aluminum alloy.

Standards

ASTM: B-230 Aluminum Wire, 1350-H19 for Electrical Purposes.
B-231 Aluminum Conductors, Concentric-Lay-Stranded.
B-232 Aluminum Conductors, Concentric-Lay-Stranded, Coated Steel Reinforced (ACSR).
B-399 Concentric-Lay-Stranded 6201-T81 Aluminum Alloy Conductors.

ICEA S-76-474: Neutral-supported Power Cable.

Code Name	AWG or kcmil	Bare Neutral Messenger			Phase Conductor			Weight kg/km	Allowable Ampacities(A)	
		AAC		Strength lbs.	AAC		Insul.Thick. mm		XLPE	PE
		No.	Dia. mm		No.	Dia. mm				
Haiotis	2*6AWG+1*6AWG	7	1.56	563	1	4.11	1.14	146	85	70
Patella	2*6AWG+1*6AWG	7	1.56	563	7	1.56	1.14	150	85	70
Fusus	2*4AWG+1*4AWG	7	1.96	881	1	5.19	1.14	219	115	90
Oyster	2*4AWG+1*4AWG	7	1.96	881	7	1.96	1.14	224	115	90
Clam	2*2AWG+1*2AWG	7	2.47	1350	7	2.47	1.14	338	150	120
Murex	2*1/0AWG+1*1/0AWG	7	3.12	1990	7	3.12	1.52	544	205	160
Purpura	2*1/0AWG+1*1/0AWG	7	3.12	1990	19	1.89	1.52	545	205	160
Nassa	2*2/0AWG+1*2/0AWG	7	3.50	2510	7	3.50	1.52	671	235	185
Melita	2*3/0AWG+r3/0AWG	19	2.39	3310	19	2.39	1.52	830	275	215
Portunus	2*4/0AWG+1*4/0AWG	19	3.25	4020	19	3.25	1.52	1476	315	245
Nannynose	2*336.4+1*336.4	19	3.38	6146	19	3.38	2.03	1649	420	325

Triplex Service Drop Wire-Aluminum Conductor

Code Name	AWG or kcmil	Bare Neutral Messenger					Phase Conductor			Weight kg/km	Allowable Ampacities(A)	
		ACSR				Rated Strength lbs.	AAC		Insul.Thick. mm		XLPE	PE
		No.	Dia.	No.	Dia.		No.	Dia.				
			mm		mm			mm				
Paludina	2*6AWG+1*6AWG	1	1.68	6	1.68	1190	1	4.11	1.14	166	85	70
Voluta	2*6AWG+1*6AWG	1	1.68	6	1.68	1190	7	1.56	1.14	170	85	70
Whelk	2*4AWG+1*4AWG	1	2.12	6	2.12	1860	1	5.19	1.14	251	115	90
Periwinkle	2*4AWG+1*4AWG	1	2.12	6	2.12	1860	7	1.96	1.14	255	115	90
Conch	2*2AWG+1*2AWG	1	2.67	6	2.67	2850	7	2.47	1.14	389	150	120
Neritina	2*1/0AWG+1*1/0AWG	1	3.37	6	3.37	4380	7	3.12	1.52	624	205	160
Cenia	2*1/0AWG+1*1/0AWG	1	3.37	6	3.37	4380	19	1.89	1.52	625	205	160
Runcina	2*2/0AWG+1*2/0AWG	1	3.78	6	3.78	5310	7	3.50	1.52	771	235	185
Triton	2*2/0AWG+1*2/0AWG	1	3.78	6	3.78	5310	19	2.13	1.52	772	235	185
Cherrystone	2*3/0AWG+1*3/0AWG	1	4.25	6	4.25	6620	7	3.93	1.52	956	250	200
Mursia	2*3/0AWG+1*3/0AWG	1	4.25	6	4.25	6620	19	2.39	1.52	957	250	200
Razor	2*4/0AWG+1*4/0AWG	1	4.77	6	4.77	8350	7	4.42	1.52	1187	315	245
Zuzara	2*4/0AWG+1*4/0AWG	1	4.77	6	4.77	8350	19	2.68	1.52	1188	315	245
Limpet	2*336.4+1*336.4	1	3.47	18	3.47	8680	19	3.38	2.03	1733	420	325
Scallop	2*4AWG+1*6AWG	1	1.68	6	1.68	1190	1	5.19	1.14	217	115	90
Strombus	2*4AWG+1*6AWG	1	1.68	6	1.68	1190	7	1.96	1.14	222	115	90
Cockle	2*2AWG+1*4AWG	1	2.12	6	2.12	1860	7	2.47	1.14	335	150	120
Janthina	2*1/0AWG+1*2/0AWG	1	2.67	6	2.67	2850	7	3.12	1.52	539	205	160
Ranella	2*1/0AWG+1*2/0AWG	1	2.67	6	2.67	2850	19	1.89	1.52	540	205	160
Cavolinia	2*2/0AWG+1*1AWG	1	3.00	6	3.00	3550	7	3.50	1.52	665	235	185
Clio	2*2/0AWG+1*1AWG	1	3.00	6	3.00	3550	19	2.13	1.52	666	235	185
Sanddollar	2*3/0AWG+1*1/0AWG	1	3.37	6	3.37	4380	7	3.93	1.52	821	275	215
Aega	2*3/0AWG+1*1/0AWG	1	3.37	6	3.37	4380	19	2.39	1.52	823	275	215
Cuttlefish	2*4/0AWG+1*2/0AWG	1	3.78	6	3.78	5310	7	4.42	1.52	1017	315	245
Cerapus	2*4/0AWG+1*2/0AWG	1	3.78	6	3.78	5310	19	2.68	1.52	1018	315	245
Cowry	2*336.4+1*4/0AWG	1	4.77	6	4.77	8350	19	3.38	2.03	1633	420	325

Code Name	AWG or kcmil	Bare Neutral Messenger			Phase Conductor			Weight kg/km	Allowable Ampacities(A)	
		ALLOY		Rated Strength lbs.	AAC		Insul.Thick. mm		XLPE	PE
		No.	Dia.		No.	Dia.				
			mm			mm				
Minex	2*6AWG+1*30.58	7	1.68	1110	1	4.11	1.14	152	85	70
Hippa	2*6AWG+1*30.58	7	1.68	1110	7	1.56	1.14	156	85	70
Prawn	2*4AWG+1 *48.69	7	2.12	1760	1	5.19	1.14	229	115	90
Barnacle	2*2AWG+1 *48.69	7	2.12	1760	7	1.96	1.14	233	115	90
Shrimp	2*2AWG+1*77.47	7	2.67	2800	7	2.47	1.14	354	150	120
Gammarus	2*1/0AWG+1*123.3	7	3.37	4460	7	3.12	1.52	569	205	160
Leda	2*1/0AWG+1*123.3	7	3.37	4460	19	1.89	1.52	570	205	160
Dungenese	2*2/0AWG+1*155.4	7	3.78	5390	7	3.50	1.52	702	235	185
Cyclops	2*2/0AWG+1*155.4	7	3.78	5390	19	2.13	1.52	703	235	185
Flustra	2*3/0AWG+1* 195.7	7	4.25	6790	19	2.39	1.52	869	275	215
Lepas	2*4/0AWG+1 *246.9	7	4.77	8560	19	2.68	1.52	1077	315	245
Artemia	2*4AWG+1*30.58	7	1.68	1110	1	5.19	1.14	203	115	90
Crab	2*4AWG+1*30.58	7	1.68	1110	7	1.96	1.14	208	115	90
Solaster	2*2AWG+1 *48.69	7	2.12	1760	7	2.47	1.14	313	150	120
Sandcrab	2*1/0AWG+1*77.47	7	2.67	2800	7	3.12	1.52	504	205	160
Echinus	2*1/0AWG+1 *77.47	7	2.67	2800	19	1.89	1.52	505	205	160
Crayfish	2*2/0AWG+1*97.65	7	3.00	3530	7	3.50	1.52	621	235	185
Sipho	2*2/0AWG+1*97.65	7	3.00	3530	19	2.13	1.52	622	235	185
Fulgar	2*3/0AWG+1*123.3G	7	3.37	4460	19	2.39	1.52	767	275	215
Area	2*4/0AWG+1*155.4	7	3.78	5390	19	2.68	1.52	949	315	245

Quadruplex Service Drop Wire-Aluminum Conductor

Application

Used to supply 3 phase power, usually from a pole mounted transformer to the user's service head where connection to the service entrance cable is made. To be used at voltages of 600 volts or less phase to phase and at conductor temperatures not to exceed 75°C for polyethylene insulated conductors or 90°C for crosslinked polyethylene (XLPE) insulated conductors.

Construction

The phase conductors are concentrically stranded compressed 1350-H19 aluminum and insulated polyethylene or crosslinked polyethylene(XLPE).
The neutral messengers are concentrically stranded AAC, ACSR, or 6201 aluminum alloy.
The conductors are manufactured with ridges for phase identification(one conductor with one ridge, one conductor with two ridges, one conductor is plain).

Standards

ASTM: B-230 Aluminum Wire, 1350-H19 for Electrical Purposes.
B-231 Aluminum Conductors, Concentric-Lay-Stranded.
B-232 Aluminum Conductors, Concentric-Lay-Stranded, Coated Steel Reinforced (ACSR).
B-399 Concentric-Lay-Stranded 6201-T81 Aluminum Alloy Conductors.
ICEA S-76-474: Neutral-supported Power Cable.

Code Name	AWG or kcmil	Bare Neutral Messenger			Phase Conductor			Weight kg/km	Allowable Ampacities(A)	
		AAC		Rated Strength lbs.	AAC		Insul.Thick. mm		XLPE	PE
		No.	Dia. mm		No.	Dia. mm				
Clydesdate	3*4AWG+1*4AWG	7	1.96	881	1	5.19	1.14	299	100	80
Pinto	3*4AWG+1*4AWG	7	1.96	881	7	1.96	1.14	306	100	80
Mustang	3*2AWG+1*2AWG	7	2.47	1350	7	2.47	1.14	461	135	105
Criollo	3*1/0AWG+1*1/0AWG	7	3.12	1990	19	1.89	1.52	744	180	140
Percheron	3*2/0AWG+1*2/0AWG	7	3.50	2510	19	2.13	1.52	914	205	160
Hanoverian	3*3/0AWG+1*3/0AWG	19	2.39	3310	19	2.39	1.52	1127	235	185
Oldenburg	3*4/0AWG+1*4/0AWG	19	3.25	4020	19	3.25	1.52	1995	275	210
Lippizaner	3*336.4+1*336.4	19	3.38	6146	19	3.38	2.03	2236	370	280

Code Name	AWG or kcmil	Bare Neutral Messenger					Phase Conductor			Weight kg/km	Allowable Ampacities(A)	
		ACSR				Rated Strength lbs.	AAC		Insul.Thick. mm		XLPE	PE
		No.	Dia. mm	No.	Dia. mm		No.	Dia. mkm				
Morochuca	3*6AWG+1*6AWG	1	1.68	6	1.68	1190	1	4.11	1.14	221	75	60
Chola	3*6AWG+1*6AWG	1	1.68	6	1.68	1190	7	1.56	1.14	227	75	60
Morgan	3*4AWG+1*4AWG	1	2.12	6	2.12	1860	1	5.19	1.14	331	100	80
Hackney	3*4AWG+1*4AWG	1	2.12	6	2.12	1860	7	1.96	1.14	338	100	80
Palomino	3*2AWG+1*2AWG	1	2.67	6	2.67	2850	7	2.47	1.14	511	135	105
Costena	3*1/0AWG+1*1/0AWG	1	3.37	6	3.37	4380	19	1.89	1.52	824	180	140
Grullo	3*2/0AWG+1*2/0AWG	1	3.78	6	3.78	5310	19	2.13	1.52	1015	205	160
Suffolk	3*3/0AWG+1*3/0AWG	1	4.25	6	4.25	6620	19	2.39	1.52	1254	235	185
Appaloosa	3*4/0AWG+1*4/0AWG	1	4.77	6	4.77	8350	19	2.68	1.52	1554	275	210
Bronco	3*336.4+1*336.4	1	3.47	18	3.47	8680	19	3.38	2.03	2321	370	280
Gelding	3*336.4+1*4/0AWG	1	4.77	6	4.77	8350	19	3.38	2.03	2221	370	280

Aerial Bundled Conductor(LV-ABC) Power Cable

Application

Primarily used for overhead service applications such as street lighting, outdoor lighting, and temporary service for construction.

Construction

The phase conductors are concentrically stranded compressed 1350-H19 aluminum and insulated polyethylene or crosslinked polyethylene(XLPE).

The neutral messengers are concentrically stranded 6201 aluminum alloy.

Standard

SANS1418-1, SANS1418-2, NFC33-209

Phase	Supporting	Service Connection	Phase			Supporting		Service Connection			Approx.Overall Diameter of Bundled Cable
AAC+UV-XLPE	AAAC+UV-XLPE	AAC+UV-XLPE	Compact Conductor		UV-XLPE	Conductor	UV-XLPE	Compact Conductor		UV-XLPE	
No.X Normal Cross Section of Cores	No.X Normal Cross Section of Cores	No.X Normal Cross Section of Cores	No.of Al.Wire	Overall Dia.	Normal Thickness	No./Dia. of Al. Wire	Normal Thickness	No.of Al.Wire	Overall Dia.	Normal Thickness	
No. X mm^2	No. X mm^2	No. X mm^2	-	mm	mm	No./mm	mm	-	mm	mm	mm
3 X 16	1 X 54.6	1 X 25	7	4.8	1.2	7/3.15	1.6	7	6.0	1.4	27.05
3 X 25	1 X 54.6	1 X 25	7	6.0	1.4	7/3.15	1.6	7	6.0	1.4	30.25
3 X 35	1 X 54.6	1 X 25	7	7.0	1.6	7/3.15	1.6	7	6.0	1.4	33.05
3 X 50	1 X 54.6	1 X 25	7	8.3	1.6	7/3.15	1.6	7	6.0	1.4	35.65
3 X 70	1 X 54.6	1 X 25	19	10.0	1.8	7/3.15	1.6	7	6.0	1.4	39.85
3 X 95	1 X 54.6	1 X 25	19	11.6	1.8	7/3.15	1.6	7	6.0	1.4	43.05
3 X 120	1 X 54.6	1 X 25	19	13.0	1.8	7/3.15	1.6	7	6.0	1.4	45.85
3 X 150	1 X 54.6	1 X 25	19	14.6	1.8	7/3.15	1.6	7	6.0	1.4	49.05
3 X 16	1 X 54.6	2 X 25	7	4.8	1.2	7/3.15	1.6	7	6.0	1.4	27.05
3 X 25	1 X 54.6	2 X 25	7	6.0	1.4	7/3.15	1.6	7	6.0	1.4	30.25
3 X 35	1 X 54.6	2 X 25	7	7.0	1.6	7/3.15	1.6	7	6.0	1.4	33.05
3 X 50	1 X 54.6	2 X 25	7	8.3	1.6	7/3.15	1.6	7	6.0	1.4	35.65
3 X 70	1 X 54.6	2 X 25	19	10.0	1.8	7/3.15	1.6	7	6.0	1.4	39.85
3 X 95	1 X 54.6	2 X 25	19	11.6	1.8	7/3.15	1.6	7	6.0	1.4	43.05
3 X 120	1 X 54.6	2 X 25	19	13.0	1.8	7/3.15	1.6	7	6.0	1.4	45.85

Phase	Supporting	Service Connection	Phase			Supporting		Service Connection			Approx.Overall Diameter of Bundled Cable
AAC+UV-XLPE	AAAC+UV-XLPE	AAC+UV-XLPE	Compact Conductor		UV-XLPE	Conductor	UV-XLPE	Compact Conductor		UV-XLPE	
No.X Normal Cross Section of Cores	No.X Normal Cross Section of Cores	No.X Normal Cross Section of Cores	No.of Al.Wire	Overall Dia.	Normal Thickness	No./Dia. of Al. Wire	Normal Thickness	No.of Al.Wire	Overall Dia.	Normal Thickness	
No. X mm^2	No. X mm^2	No. X mm^2	-	mm	mm	No./mm	mm	-	mm	mm	mm
3 X 150	1 X 54.6	2 X 25	19	14.6	1.8	7/3.15	1.6	7	6.0	1.4	49.05
3 X 16	1 X 70	1 X 25	7	4.8	1.2	7/3.15	1.6	7	6	1.4	28.1
3 X 25	1 X 70	1 X 25	7	6.0	1.4	7/3.15	1.6	7	6	1.4	31.3
3 X 35	1 X 70	1 X 25	7	7.0	1.6	7/3.15	1.6	7	6	1.4	34.1
3 X 50	1 X 70	1 X 25	7	8.3	1.6	7/3.15	1.6	7	6	1.4	36.7
3 X 70	1 X 70	1 X 25	19	10.0	1.8	7/3.15	1.6	7	6	1.4	40.9
3 X 95	1 X 70	1 X 25	19	11.6	1.8	7/3.15	1.6	7	6	1.4	44.1
3 X 120	1 X 70	1 X 25	19	13.0	1.8	7/3.15	1.6	7	6	1.4	46.9
3 X 150	1 X 70	1 X 25	19	14.6	1.8	7/3.15	1.6	7	6	1.4	50.1
3 X 16	1 X 70	2 X 25	7	4.8	1.2	7/3.15	1.6	7	6	1.4	28.1
3 X 25	1 X 70	2 X 25	7	6.0	1.4	7/3.15	1.6	7	6	1.4	31.3
3 X 35	1 X 70	2 X 25	7	7.0	1.6	7/3.15	1.6	7	6	1.4	34.1
3 X 50	1 X 70	2 X 25	7	8.3	1.6	7/3.15	1.6	7	6	1.4	36.7
3 X 70	1 X 70	2 X 25	19	10.0	1.8	7/3.15	1.6	7	6	1.4	40.9
3 X 95	1 X 70	2 X 25	19	11.6	1.8	7/3.15	1.6	7	6	1.4	44.1
3 X 120	1 X 70	2 X 25	19	13.0	1.8	7/3.15	1.6	7	6	1.4	46.9
3 X 150	1 X 70	2 X 25	19	14.6	1.8	7/3.15	1.6	7	6	1.4	50.1
3 X 16	1 X 54.6	1 X 16	7	4.8	1.2	7/3.15	1.6	7	4.8	1.2	27.05
3 X 25	1 X 54.6	1 X 16	7	6.0	1.4	7/3.15	1.6	7	4.8	1.2	30.25
3 X 35	1 X 54.6	1 X 16	7	7.0	1.6	7/3.15	1.6	7	4.8	1.2	33.05
3 X 50	1 X 54.6	1 X 16	7	8.3	1.6	7/3.15	1.6	7	4.8	1.2	35.65
3 X 70	1 X 54.6	1 X 16	19	10.0	1.8	7/3.15	1.6	7	4.8	1.2	39.85
3 X95	1 X 54.6	1 X 16	19	11.6	1.8	7/3.15	1.6	7	4.8	1.2	43.05
3 X 120	1 X 54.6	1 X 16	19	13.0	1.8	7/3.15	1.6	7	4.8	1.2	45.85
3 X 150	1 X 54.6	1 X 16	19	14.6	1.8	7/3.15	1.6	7	4.8	1.2	49.05
3 X 16	1 X 54.6	2 X 16	7	4.8	1.2	7/3.15	1.6	7	4.8	1.2	27.05
3 X 25	1 X 54.6	2 X 16	7	6.0	1.4	7/3.15	1.6	7	4.8	1.2	30.25
3 X 35	1 X 54.6	2 X 16	7	7.0	1.6	7/3.15	1.6	7	4.8	1.2	33.05
3 X 50	1 X 54.6	2 X 16	7	8.3	1.6	7/3.15	1.6	7	4.8	1.2	35.65
3 X 70	1 X 54.6	2 X 16	19	10.0	1.8	7/3.15	1.6	7	4.8	1.2	39.85
3 X 95	1 X 54.6	2 X 16	19	11.6	1.8	7/3.15	1.6	7	4.8	1.2	43.05
3 X 120	1 X 54.6	2 X 16	19	13.0	1.8	7/3.15	1.6	7	4.8	1.2	45.85
3 X 150	1 X 54.6	2 X 16	19	14.6	1.8	7/3.15	1.6	7	4.8	1.2	49.05
3 X 16	1 X 54.6	1 X 16	7	4.8	1.2	7/3.15	1.5	7	4.8	1.2	27.9
3 X 25	1 X 70	1 X 16	7	6.0	1.4	7/3.15	1.5	7	4.8	1.2	31.1
3 X 35	1 X 70	1 X 16	7	7.0	1.6	7/3.15	1.5	7	4.8	1.2	33.9
3 X 50	1 X 70	1 X 16	7	8.3	1.6	7/3.15	1.5	7	4.8	1.2	36.5
3 X 70	1 X 70	1 X 16	19	10.0	1.8	7/3.15	1.5	7	4.8	1.2	40.7
3 X 95	1 X 70	1 X 16	19	11.6	1.8	7/3.15	1.5	7	4.8	1.2	43.9
3 X 120	1 X 70	1 X 16	19	13.0	1.8	7/3.15	1.5	7	4.8	1.2	46.7
3 X 150	1 X 70	1 X 16	19	14.6	1.8	7/3.15	1.5	7	4.8	1.2	49.9
3 X 16	1 X 70	2 X 16	7	4.8	1.2	7/3.15	1.5	7	4.8	1.2	27.9
3 X 25	1 X 70	2 X 16	7	6.0	1.4	7/3.15	1.5	7	4.8	1.2	31.1
3 X 35	1 X 70	2 X 16	7	7.0	1.6	7/3.15	1.5	7	4.8	1.2	33.9
3 X 50	1 X 70	2 X 16	7	8.3	1.6	7/3.15	1.5	7	4.8	1.2	36.5
3 X 70	1 X 70	2 X 16	19	10.0	1.8	7/3.15	1.5	7	4.8	1.2	40.7
3 X 95	1 X 70	2 X 16	19	11.6	1.8	7/3.15	1.5	7	4.8	1.2	43.9
3 X 120	1 X 70	2 X 16	19	13.0	1.8	7/3.15	1.5	7	4.8	1.2	46.7
3 X 150	1 X 70	2 X 16	19	14.6	1.8	7/3.15	1.5	7	4.8	1.2	49.9

ABC CABLE CAAI

Application

For low-cost electrical power secondary distribution networks, in urban and rural areas. They are installed both on posts and attached to walls, in both cases, with the appropriate accessories.

Construction

1- Wired aluminum conductor (class 2).
2- Insulation with cross-linked polyethylene (XLPE color-black, weather resistant, each phase identified by means of longitudinally extruded ribs.
3- Supporting core which can be made of aluminum alloy or galvanized steel. Additional public street lighting can be selected.

Denomiation

CAAI Aluminum conductor with alloy support cable aluminum (the support conductor can be bare " ND" or insulated "NA"
CAAI-S Aluminum conductor, with support core galvanized steel protected with XLPE.

ND NTP 370.254

Size	Insul. Thick. Phase	Overall cable Dia.	Weight	Max. conductor resistance at 20℃ Ohm/km		inductive reactance at 60Hz Ohm/km		Tension Drop Factor V/A km	
mm^2	mm	mm	kg/km	Phase	lighting	Phase	lighting	Phase	lighting
1×16+ND25	1,14	17	125	1,910	-	0,0943	-	3,491	-
2×16+ND25	1,14	17	190	1,910	-	0,0957	-	3,493	-
2×25+ND25	1,14	19	245	1,200	-	0,0873	-	2,223	-
2×35+ND25	1,14	20	305	0,868	-	0,0825	-	1,628	-
2×50+ND35	1,52	24	430	0,641	-	0,0832	-	1,225	-
2×70+ND50	1,52	28	600	0,443	-	0,0833	-	0,874	-
2×95+ND70	1,52	32	800	0,320	-	0,0807	-	0,652	-
2×120+ND70	2,03	35	960	0,253	-	0,0785	-	0,531	-
2×25+16+ND25	1,14	19	310	1,200	1,1910	0,0925	0,1093	2,229	3,507
2×35+16+ND25	1,14	20	370	0,868	1,1910	0,0862	0,1135	1,632	3,511
2×50+16+ND35	1,52	24	490	0,641	1,1910	0,0843	0,1242	1,227	3,523
2×70+16+ND50	1,52	28	660	0,443	1,1910	0,0822	0,1352	0,872	3,534
2×95+16+ND70	1,52	32	860	0,320	1,1910	0,0781	0,1436	0,649	3,543
2×120+16+ND70	2,03	35	1020	0,253	1,1910	0,0746	0,1487	0,526	3,548
3×16+ND25	1,14	17	250	1,910	-	0,1030	-	3,500	-
3×25+ND25	1,14	19	340	1,200	-	0,0950	-	2,231	-
3×35+ND25	1,14	20	420	0,868	-	0,0906	-	1,636	-
3×50+ND35	1,52	24	590	0,641	-	0,0912	-	1,234	-
3×70+ND50	1,52	28	830	0,443	-	0,0913	-	0,882	-
3×95+ND70	1,52	32	1100	0,320	-	0,0888	-	0,660	-
3×120+ND70	2,03	35	1350	0,253	-	0,0868	-	0,539	-
3×16+16+ND25	1,14	17	310	1,910	1,910	0,1095	0,1095	3,507	3,507
3×25+16+ND25	1,14	19	400	1,200	1,910	0,0995	0,1163	2,236	3,514
3×35+16+ND25	1,14	20	490	0,868	1,910	0,0935	0,1208	1,639	3,519
3×35+16+ND35	1,14	20	520	0,868	1,910	0,0935	0,1208	1,639	3,519
3×50+16+ND35	1,52	24	650	0,641	1,910	0,0925	0,1323	1,235	3,531
3×50+25+ND35	1,52	24	680	0,641	1,200	0,0925	0,0952	1,235	2,231
3×70+16+ND50	1,52	28	890	0,443	1,910	0,0910	0,1440	0,882	3,543
3×95+16+ND70	1,52	32	1170	0,320	1,910	0,0875	0,1529	0,659	3,552
3×120+16+DA70	2,03	35	1410	0,253	1,910	0,0841	0,1583	0,536	3,558

NA

NTP 370.254

Size	Insul. Thick. Phase	Overall cable Dia.	Weight	Max. conductor resistance at 20℃ Ohm/km		inductive reactance at 60Hz Ohm/km		Tension Drop Factor V/A km	
mm^2	mm	mm	kg/km	Phase	lighting	Phase	lighting	Phase	lighting
1×16+NA25	1,14	18	160	1,910	-	0,0943	-	3,491	-
2×16+NA25	1,14	18	220	1,910	-	0,0957	-	3,493	-
2×25+NA25	1,14	21	280	1,200	-	0,0873	-	2,223	-
2×35+NA25	1,14	22	340	0,868	-	0,0825	-	1,628	-
2×50+NA35	1,52	26	470	0,641	-	0,0832	-	1,225	-
2×70+NA50	1,52	30	660	0,443	-	0,0833	-	0,874	-
2×95+NA70	1,52	34	860	0,320	-	0,0807	-	0,652	-
2×120+NA70	2,03	38	1020	0,253	-	0,0785	-	0,531	-
2×25+16+NA25	1,14	21	340	1,200	1,1910	0,0925	0,1093	2,229	3,507
2×35+16+NA25	1,14	22	400	0,868	1,1910	0,0862	0,1135	1,632	3,511
2×50+16+NA35	1,52	26	530	0,641	1,1910	0,0843	0,1242	1,227	3,523
2×70+16+NA50	1,52	30	720	0,443	1,1910	0,0822	0,1352	0,872	3,534
2×95+16+NA70	1,52	34	920	0,320	1,1910	0,0781	0,1436	0,649	3,543
2×120+16+NA70	2,03	38	1080	0,253	1,1910	0,0746	0,1487	0,526	3,548
3×16+NA25	1,14	18	280	1,910	-	0,1030	-	3,500	-
3×25+NA25	1,14	21	370	1,200	-	0,0952	-	2,231	-
3×35+NA25	1,14	22	450	0,868	-	0,0906	-	1,636	-
3×50+NA35	1,52	26	630	0,641	-	0,0912	-	1,234	-
3×70+NA50	1,52	30	880	0,443	-	0,0913	-	0,882	-
3×95+NA70	1,52	34	1160	0,320	-	0,0888	-	0,660	-
3×120+NA70	2,03	38	1410	0,253	-	0,0868	-	0,539	-
3×16+16+NA25	1,14	18	340	1,910	1,910	0,1095	0,1095	3,507	3,507
3×25+16+NA25	1,14	21	430	1,200	1,910	0,0995	0,1163	2,236	3,514
3×35+16+NA25	1,14	22	520	0,868	1,910	0,0935	0,1208	1,639	3,519
3×35+16+NA35	1,14	22	560	0,868	1,910	0,0935	0,1208	1,639	3,519
3×50+16+NA35	1,52	26	690	0,641	1,910	0,0925	0,1323	1,235	3,531
3×50+25+NA35	1,52	26	720	0,641	1,200	0,0925	0,0952	1,235	2,231
3×70+16+NA50	1,52	30	950	0,443	1,910	0,0910	0,1440	0,882	3,543
3×95+16+NA70	1,52	34	1230	0,320	1,910	0,0875	0,1529	0,659	3,552
3×120+16+NA70	2,03	38	1470	0,253	1,910	0,0841	0,1583	0,536	3,558

HENAN HONREY CABLE CO., LTD.

No.195, Funiu Road, Zhengzhou City, HENAN Province, CHINA

+86-371-6128 8078

+86-371-6328 0941

sales@honreycable.com

www.honreycable.com

Qiannianhong design, printing : 0755 – 2912188 31388B7988 r.Mu